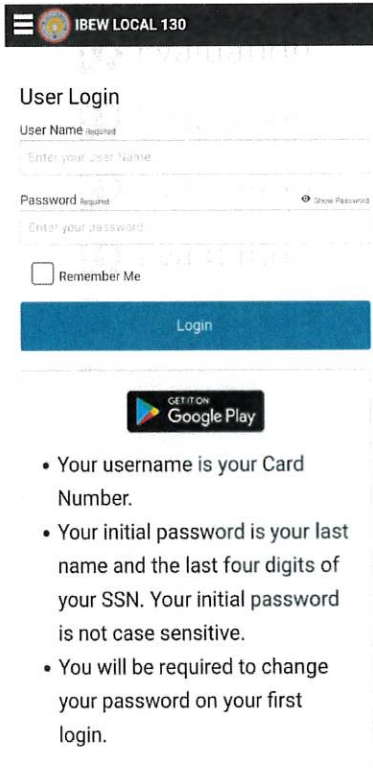


To pay your dues through ibewlu130.com follow the instructions below:

1. Go to ibewlu130.com
2. Click on “Pay my dues”
3. You will then be taken to the “User Login” page



IBEW LOCAL 130

User Login

User Name required

Enter your user Name

Password required [Show Password](#)

Enter your password

Remember Me

Login

GET IT ON Google Play

- Your username is your Card Number.
- Your initial password is your last name and the last four digits of your SSN. Your initial password is not case sensitive.
- You will be required to change your password on your first login.

4. Set up your username and password with the instructions below:
 - Your username is your Card Number.
 - Your initial password is your last name and the last four digits of your SSN. Your initial password is not case sensitive.
 - You will be required to change your password on your first login.

5. Once you have logged in with your new password you will be brought to “current information.” On this page you will see all of your contact information, phone number, address, email address and your member information.

IBEW LOCAL 130

Current Information for

Address Required, Maximum 100 Characters

Apt/Suite/Unit Maximum 50 Characters

City Required, Maximum 35 Characters

State

Zip Code

Home Phone Maximum 20 Characters

Mobile Phone Maximum 20 Characters

E-Mail Change

Member Information

IBEW Local

4444

6. To access the main menu click on the three lines at the top left of your

IBEW LOCAL 130

Current Information for

Address Required, Maximum 100 Characters

Apt/Suite/Unit Maximum 50 Characters

City Required, Maximum 35 Characters

State

Zip Code

Home Phone Maximum 20 Characters

Mobile Phone Maximum 20 Characters

E-Mail Change

Member Information

IBEW Local

4444

IBEW LOCAL 130

DUES

Pay Dues Online

Transaction History

MY ACCOUNT

Personal Info

Change Password

Change E-Mail

Test your Email

Log Out

screen.

7. From here you will be able to pay your dues, see your transactions, update your contact information and more.

**You will have to set up a username and password
using steps 1-4 on the website BEFORE you
download the app.**

Once you have your username and password set up download the app and login to have access to all of your member information at your fingertips!!


Get the app for androids:

<https://play.google.com/store/apps/details?id=com.workingsystems.apps.lpmobile&pcampaignid=pcampaignidMKT-Other-global-all-co-prtnr-py-PartBadge-Mar2515-1&pli=1>

Get the app for iPhones:

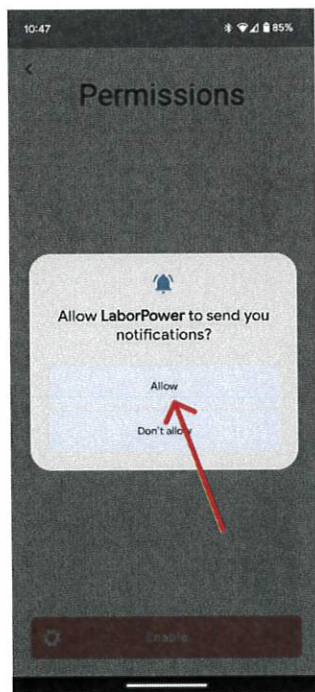
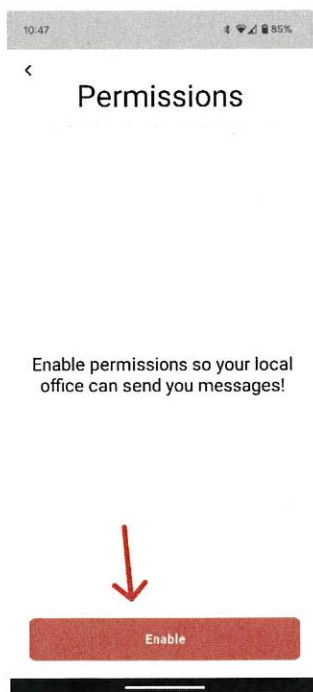
https://apps.apple.com/us/app/laborpower/id1612891005?ign-itscg=30200&ign-itsct=apps_box_badge

Once you have downloaded the app you will see the following:

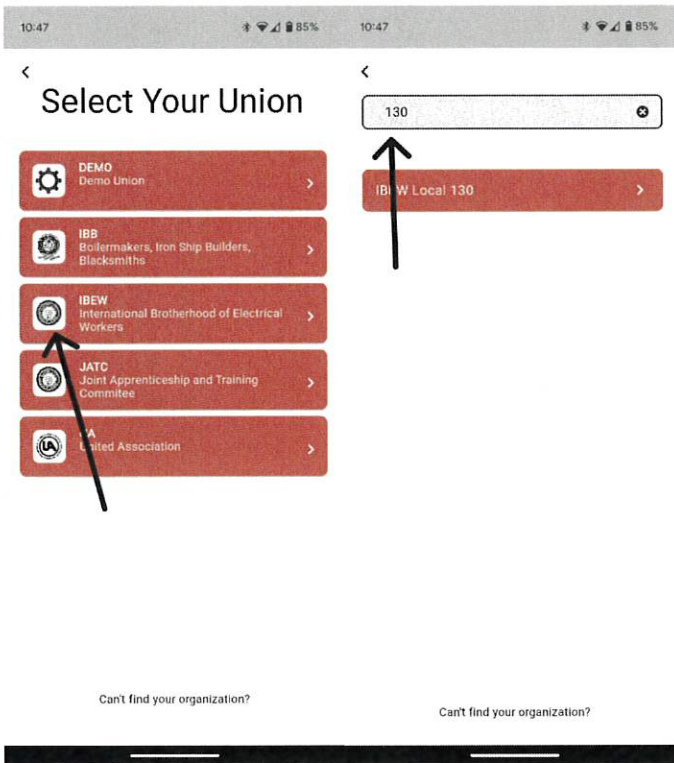


Click on get started.

You will then be asked to “Enable permissions” be sure to click “Allow LaborPower to send you notifications” so you don’t miss out on important information and updates the local will be sending out via text messages.



You will then select your union as IBEW, then in the search bar type out 130



From there you will be taken to the “Login Page” where you will sign in with the username and password you previously set up.

